

**Ritsumeikan University**  
**Graduate School**  
**Application Information**  
**for International Students**



---

**For further information on graduate admissions, please contact**

The International Center

Ritsumeikan University

[cger-bkc@st.ritsumei.ac.jp](mailto:cger-bkc@st.ritsumei.ac.jp)



RITSUMEIKAN  
UNIVERSITY

# Introduction to Researchers at Ritsumeikan University

Find your future professor here!

Potential Ritsumeikan applicants are encouraged to review our professors' ongoing research and interests at the links below to see how their desired research topic may fit in with Ritsumeikan's ongoing activities:

## Ritsumeikan University Researcher's Database (English)



# 立命館大学研究者学術情報 データベース

あなたを指導する先生を探そう！

立命館大学 大学院への出願希望者は、立命館大学の教員の研究分野が出願者の希望する専攻分野と一致するかどうかを事前に確認することをお勧めします。立命館大学の教員は、下記リンクのデータベースから検索することができます。

## ◆立命館大学 研究者学術情報データ ベース(日本語)



Ritsumeikan University Researcher Database

日本語>>

TOP page

Search

Keyword

Name

Title / Position

Search

Detail Search

Search for Information by Name or Keyword

### Specialization Areas

Life Science

Informatics

Environmental Science/Agriculture Science

Nanotechnology/Materials

Energy Engineering

Manufacturing Technology (Mechanical Engineering, Electrical and Electronic Engineering, Chemical Engineering)

Social Infrastructure (Civil Engineering, Architecture, Disaster Prevention)

Frontier Technology (Aerospace Engineering, Marine and Maritime Engineering)

Humanities & Social Sciences

Natural Science

Others

### Ritsumeikan University

College of Law

College of Social Sciences

College of International Relations

College of Letters

College of Image Arts and Sciences

College of Economics

College of Sport and Health Science

College of Gastronomy Management

College of Science and Engineering

College of Information Science and Engineering

College of Life Sciences

College of Pharmaceutical Sciences

College of Business Administration

College of Policy Science

College of Comprehensive Psychology

College of Global Liberal Arts

# RADIANT

RITSUMEIKAN  
UNIVERSITY

Ritsumeikan University Research Report

ISSUE #9  
Special Feature

## Connecting with the World



**RADIANT** is Ritsumeikan University's online Research Report. It puts the spotlight on some of Ritsumeikan's top-tier researchers, and is one of the best ways to get a taste of the variety of research going on at Ritsumeikan in an easy to view format. Check it out!

<http://www.ritsumei.ac.jp/research/radiant/eng/>



ISSUE #9

## Connecting with the World

March 2019

We now live in a borderless age where all things transcend national boundaries. Researchers search for new insights around the world to tackle global issues.

The researchers at Ritsumeikan also apply a world-embracing perspective in their fieldwork and studies, whether domestic or abroad, considering the entire planet as their research field. Through their findings, they aim to contribute to the betterment of humankind.

In this issue, our researchers, along with scientists from around the world involved in solving advanced, universal challenges that face humanity today, will share the appeal of connecting across borders to engage with diverse cultures while advancing their studies.

The World's first direct Observation of a Hypocenter:  
Uncovering the Mechanisms of Earthquake Generation



Hiroshi Ogasawara

A modern Economic System  
in Hong Kong's Underground Economy



Sayaka Ogawa

Low-cost, high-efficiency,  
next-generation Thin-film Solar Cell  
to replace Silicon



To gain a better Understanding of  
Middle Eastern Politics



How to Accommodate Food Taboos -  
A Key to a Successful Inbound  
Tourism Business



STORY #3

## Low-cost, high-efficiency, next-generation Thin-film Solar Cell to replace Silicon

Jakapan Chantana  
Professor, Research Organization of Science and Technology



What would the structure of a thin-film solar cell that does not use harmful cadmium and yet achieves high photoelectric conversion efficiency look like?

Today, as the number of energy-related problems, such as environmental pollution, the exhaustion of underground resources, natural disasters, and nuclear power plant accidents increases, renewable energy is becoming increasingly more important. In particular, expectations are high for solar power, but much development must take place before it can surpass existing power generation methods. Solar cells made from silicon currently have a market share of more than 90%, but there is a limit to the reductions in manufacturing costs that can be achieved; thus, significant efforts are being devoted to develop new types of solar cells that do not require silicon.

One such new kind of solar cell is the CIS thin-film solar cell, which mainly consists of copper (Cu), indium (In), and selenium (Se), with a chalcopyrite crystalline structure.

Jakapan Chantana is engaged in the development of solar cells that use Cu, In, Se, gallium (Ga), and sulfur (S), instead of silicon, for optical absorption.

CIS solar cells are characterized by their capacity to absorb about 100 times more light than silicon-based cells. They can also be made into thin films. The cell thickness of silicon solar cells is about 200  $\mu\text{m}$ , while



# Ritsumeikan University Graduate Schools

## General Overview of Application Periods and Required Documents for Regular Admissions

This is a **GENERAL GUIDE** and **DOES NOT cover all details of the application**. See the specific application guidelines for the semester from which you wish to enroll. Required items listed here are for our Master's Programs, except for MOT.

Grad School	Application Period	Administrative Office Email
Required Application Documents		
<b>International Relations (GSIR)</b>	9/2025 M.A. Enrollment: 3/13-3/27/2025   4/2026 M.A. Enrollment: 9/18-10/2/2025 9/2025 Ph.D.Enrllmnt: 4/10-24/2025   4/2026 Ph.D.Enrllmnt: 11/6-11/20/2025	r-gsir@st.ritsumei.ac.jp
<b>Master's Admission method: Document method:</b> (1) Application Sheet (2) Application Sheet for Non-Japanese Applicants *if applicable (3) Certificate of Graduation / Expected Graduation (4) Academic Transcript (5) Research Proposal (6) Essay (7) Pledge (8) Recommendation for Graduate Study (optional) (9) Certificate of Language Ability*1 (13) Certificates of Language Ability other than English *if applicable *1 - Certificate of Language Ability: 1) for <b>Global International Relations Program</b> : TOEFL® or IELTS preferred, or certificate stating that current (most recent) degree program taught in English. TOEFL ITP® Test and TOEIC® L&R Test Institutional Program (IP) are unacceptable. *Nationals of the following countries are exempt: Antigua and Barbuda, Australia, Bahamas, Barbados, Belize, Canada, Commonwealth of Dominica, Grenada, Guyana, Ireland, Jamaica, Malta, New Zealand, St Kitts and Nevis, St Lucia, St Vincent and the Grenadines, Trinidad and Tobago, U.K. and U.S.A. For <b>Global and Japanese Perspectives Program</b> : JLPT test results or document showing similar achievement		
<b>Policy Science (GSPS)</b>	Sep2025 M.A./Ph.D. Enrollment: 12/19/2024 – 1/9/2025, or 5/22 – 6/5/2025 Apr2064 M.A. Enrollment: 5/22 – 6/5, or 7/17 – 7/31, or 10/9 – 10/23/2025 Apr2026 Ph.D. Enrollment: 10/9 – 10/23/2024	gsps-adm@st.ritsumei.ac.jp
<b>Master's Admission method: Regular method:</b> (1) Application Sheet (2) Application Sheet for Non-Japanese Applicants *if applicable (3) Certificate of Graduation / Expected Graduation (5) Academic Transcript (6) Statement of Reason for Application (7) Research Proposal (8) Certificate of English Proficiency Test*1 (9) Summary of Bachelor's Degree Thesis or Seminar Paper *if applicable (10) Two Letters of Recommendation for Graduate Study (11) The Certificate of Degree Conferment or a Written Acknowledgement of Application for Degree *if applicable (12) Official Documents such as "Verification Letter of Issuing Teaching License" *if applicable *MUST contact faculty prior to application, before the application period starts *1 - TOEFL® iBT 79+, TOEFL® ITP 550+, or IELTS 6.0+, or certificate stating that current (most recent) degree program taught in English. *Nationals of the following countries are exempt: Antigua and Barbuda, Australia, Bahamas, Barbados, Belize, Canada, Commonwealth of Dominica, Grenada, Guyana, Ireland, Jamaica, Malta, New Zealand, St Kitts and Nevis, St Lucia, St Vincent and the Grenadines, Trinidad and Tobago, U.K. and U.S.A.		
<b>Economics (GSE)</b>	Sep2025 M.A./Ph.D. Enrollment: 4/24 – 5/8/2025	gs-ec@st.ritsumei.ac.jp
<b>Master's Admission method: Regular method:</b> (1) Application Sheet (2) Application Sheet for Non-Japanese Applicants *if applicable (3) Statement for Reason for Application (4) Research Proposal (hard copy and soft copy) (5) PLEDGE (6) Letter of Recommendation by the Dean, or Person of Equivalent or Higher Position, at the Applicant's School or Institution (optional) (7) Certificate of Graduation / Expected Graduation (8) Academic Transcript (9) Bachelor's Thesis or Term Papers Related to Economics (hard copy and digital file) (10) Abstract of the Bachelor's Thesis Related to Economics (hard copy and digital file) (11) Official Test Score of English Language Ability Test*1 (12) Statement of Source of Funds (13) The Certificate of Degree Conferment or a Written Acknowledgement of Application for Degree (14) Official Documents such as "Verification Letter of Issuing Teaching License" *if applicable (15) Application Documents Checklist *Doctoral Applicants MUST contact faculty before application (unnecessary for Master's applicants). *1 - Copy of official TOEIC® L&R, TOEFL® iBT or IELTS results, or original formal certificate or letter of English language ability level, issued from the university where the applicant is currently enrolled or has graduated.		
<b>Science and Engineering (GSSE)</b>	Sep2025 M.A./Ph.D. Enrollment: 12/12/2024 – 1/16/2025	se-admw1@st.ritsumei.ac.jp
<b>Master's Admission method: Regular method:</b> (1) Application Sheet (2) Personal Information (3) Research Plan (4) Certificate of Graduation / Expected Graduation (5) Academic Transcript (6) Certificate of English Language Ability*1 (7) Declaration of Financial Resources (8) Bank Transfer Receipt for Application Fee *if applicable (9) Copy of Applicant's Passport Information Page -MUST contact faculty prior to application *1 - A copy of TOEIC® L&R, TOEFL® iBT TEST or Home Edition, or IELTS, IELTS Indicator or Duolingo English Test results *Alternatively, an original cert/letter of English ability, issued by university where enrolled (or graduated). However, such a certificate/letter will be valued as zero points when screening applicants for university scholarships.		
<b>Information Science and Engineering (GSIE)</b>	Sep2025 M.A./Ph.D. Enrollment: 4/3 – 4/17/2025 Apr2026 M.A./Ph.D. Enrollment: 10/9 – 10/23/2025	gsise@st.ritsumei.ac.jp
<b>Master's Admission method: International method:</b> (1) Application Sheet (2) Application Sheet for Non-Japanese Applicants *if applicable (3) Certificate of Graduation / Expected Graduation (4) Academic Transcript (5) Certificate of Language Ability*1 (6) Research Plan Form (7) The Certificate of Degree Conferment or a Written Acknowledgement of Application for Degree *if applicable (8) Official Documents such as "Verification Letter of Issuing Teaching License" *if applicable (9) Questionnaire (10) Declaration of Financial Resources -MUST contact faculty prior to application *1 - Official TOEIC® L&R, TOEFL® iBT or Revised TOEFL® Paper-delivered Test, or IELTS results. *Alternatively, formal English medium of instruction certificate/letter issued by the institution currently/last attended.		
<b>Life Sciences (GSLS)</b>	Sep2024 M.A./Ph.D. Enrollment: 4/4 – 4/18/2024	gsls@st.ritsumei.ac.jp
<b>Master's Admission method: Regular method:</b> (1) Application Sheet (2) Application Sheet for Non-Japanese Applicants *if applicable (3) Certificate of Graduation / Expected Graduation (4) Academic Transcript (5) Certificate of Language Ability*1 (6) Research Plan Form (7) Declaration of Financial Resources (8) Questionnaire (9) Letter of Recommendation from Dean or supervisor at current/most recent institution *if applicable (10) The Certificate of Degree Conferment or a Written Acknowledgement of Application for Degree *if applicable (11) Official Documents such as "Verification Letter of Issuing Teaching License" *if applicable -MUST contact faculty prior to application *1 - Official TOEIC® L&R, TOEFL® iBT or IELTS results, or a formal English medium of instruction cert/letter issued by institution currently/last attended. *Unnecessary if first language is English.		
<b>Technology Management (MOT)</b>	9/2024Ph.D.Enrllmnt:4/18-5/9/2024   4/2026Ph.D.Enrllmnt:10/9-23/2025	moten@st.ritsumei.ac.jp
<b>*ONLY Ph.D. Program available in English; Doctoral Program Admission method: Regular method:</b> (1) Application Sheet (2) Application Sheet for Non-Japanese Applicant *if applicable (3) STUDY PLAN (4) LIST OF RESEARCH ACHIEVEMENTS (5) Master's Thesis or Research Accomplishment / Publication Equivalent to a Master's Thesis or its Abstract (6) Three Letters of Recommendation (7) Transcript of the Academic Record and Certificate of Completion / Expected Completion in Master Degree (8) Certificate of Language Ability*1 -MUST contact faculty prior to application *1 – (Copies acceptable) Official TOEIC® L&R, TOEFL iBT®, IELTS (academic module) results, or formal English medium of instruction cert/letter issued by current or former university or graduate school of enrollment. *Unnecessary if first language is English.		<b>Application Guidelines</b> 

# English-Based Degree Programs and Scholarships at a Glance


## Degree programs taught in English

Graduate School	Program Name	Level	2026 Scholarship Availability*				
			Scholarship-based Admissions			Regular Admissions	
			MEXT Emb. Rec.	MEXT Uni. Rec.	ADB-JSP	RU Tuition Reduction	JASSO
Economics	Master's Program in Economic Development (MPED)	Master's	✓	maybe	✓	✓	✓
		Doctoral	✓	maybe		✓	✓
Science and Engineering	International Program for Science and Engineering	Master's	✓	✓		✓	✓
		Doctoral	✓	✓		✓	✓
Information Science and Engineering	International Program for Information Science and Engineering	Master's	✓	expected		✓	✓
		Doctoral	✓	maybe		✓	✓
Life Sciences	International Program for Life Sciences	Master's	✓	expected		✓	✓
		Doctoral	✓	expected		✓	✓
International Relations	Global International Relations Program (GIRP)	Master's		expected		✓	✓
	Global & Japanese Perspectives Program (GJP)		✓			✓	
	International Relations	Doctoral	✓	maybe		✓	✓
Policy Science	Policy Science	Master's	✓	maybe		✓	✓
		Doctoral	✓	maybe		✓	✓
Technology Management	Technology Management	Doctoral	✓	maybe		✓	✓

\*Availability is predicted based on university scholarship regulations and unofficial updates from scholarship providers. Actual availability may change.




## Scholarships Available Through Scholarship-based Admissions

Access QR code for application/eligibility info for these programs & others (i.e. Japan-IMF Scholarship Program for Asia (JISPA); JICA's ABE, SDGs Global Leaders & Innovative Asia Scholarships; etc.)

Provider	Benefits	Access
Government of Japan (i.e. Monbukagakusho or "MEXT")	<ul style="list-style-type: none"> <li>● Full Tuition</li> <li>● Round-trip economy flight to Japan</li> <li>● ~140,000JPY/month stipend</li> </ul>	
Asian Development Bank Japan Scholarship Program (ADB-JSP)	<ul style="list-style-type: none"> <li>● Full Tuition,</li> <li>● Round-trip economy flight to Japan</li> <li>● ~180,000JPY/month stipend</li> <li>● Health insurance/ book/ research allowances</li> </ul>	

## Scholarships Available through Regular Admissions

International student scholarships granted upon enrollment & scholarships available for application post-enrollment.

Provider	Details			
Ritsumeikan University	<ul style="list-style-type: none"> <li>● 100% Tuition Reduction (a few students)</li> <li>● 20% Tuition Reduction (all applicants)</li> <li>*20% receivable on top of AEA to the right</li> <li>*Subject to potential change from AY2026</li> </ul>		<ul style="list-style-type: none"> <li>● Seiseki Yushusha "Academic Excellence" Award: 100,000-500,000JPY/year tuition waiver offered to approx. 35% of new enrollees</li> </ul>	
	<ul style="list-style-type: none"> <li>● 48,000JPY/month stipend for 6 or 12 months</li> <li>*Official provider: Monbukagakusho (MEXT). Official title "Monbukagakusho Honors Scholarship for International Students". Administered by JASSO</li> </ul>		<b>Scholarship Foundations</b> <ul style="list-style-type: none"> <li>● Benefits vary (stipend, research funds, etc.)</li> <li>● Apply <u>after</u> enrollment</li> </ul>	

# Accessing the Graduate School Application Guidelines Directly



One) <http://www.ritsumeai.ac.jp/gr/en/>



While we recommend you check the application guidelines on the actual homepage of your graduate school of interest, the full set of all application guidelines for all graduate schools can be easily accessed on the following homepage.

Two) <http://www.ritsumeai.ac.jp/gr/en/exam/index.html/>



Three) <http://www.ritsumeai.ac.jp/gr/exam/point02.html/>

## STEP 2 Application Guidelines (For each Graduate School)

- \*The entrance examinations conducted in English are as follows.  
Please download the Application Guidelines from this page.
- \* When you print, print on both sides of the paper.
- \* April 24, 2025 There is a correction to the Admissions Guidelines for the Graduate School of Life Sciences. Please check the following admissions guidelines. Please [click here](#) for the relevant section.

### Application Guidelines for April 2026 Enrollment

Graduate School of International Relations	Graduate School of Policy Science	Graduate School of Information Science and Engineering	Graduate School of Technology Management
--	-----------------------------------	--	--

### Application Guidelines for September 2025 Enrollment

Graduate School of International Relations	Graduate School of Economics	Graduate School of Science and Engineering	Graduate School of Life Sciences
Graduate School of Policy Science	Graduate School of Information Science and Engineering	Graduate School of Technology Management	

※If PDF doesn't open, please [click here](#).  
※If you cannot open PDF files in Microsoft Edge, try using a different web browser such as Firefox or Google Chrome and see if it works better there.

The Graduate Schools of:

**Science and Engineering,  
Information Science and Engineering,  
Life Sciences,  
Policy Science,  
International Relations,  
Economics,  
and  
Technology Management (Doctoral only)**

**all** offer graduate programs taught, and admissions guidelines written, in English.  
Check them out!!

# Graduate School Tuition Fees

[Japanese YEN]

## Master's Programs, Professional Degree Programs, Integrated Doctoral Programs (1<sup>st</sup> and 2<sup>nd</sup> Years)

For students entering from outside RU or Ritsumeikan Asia Pacific University (APU)					For students entering from RU or APU (including graduates from previous years)	
Graduate School	Admission Fee	Tuition per year	1 <sup>st</sup> year Total	2 <sup>nd</sup> year Total	Admission Fee	Total tuition per year
Law, Sociology, Business Administration, Economics (other than MPED), Policy Science, International Relations (other than GIRP), Letters (Major in Humanities)	200,000	836,000	1,036,000	836,000	—	836,000
Economics (MPED), International Relations (GIRP)	200,000	1,003,200	1,203,200	1,003,200	—	1,003,200
Language Education and Information Science, Core Ethics and Frontier Sciences (1 <sup>st</sup> , 2 <sup>nd</sup> years)	200,000	891,800	1,091,800	891,800	—	891,800
Letters (Major in Informatics of Behavior and Cultures)	200,000	859,800	1,059,800	859,800	—	859,800
Image Arts	200,000	1,342,800	1,542,800	1,342,800	—	1,342,800
Human Science	200,000	947,400	1,093,000	947,400	—	947,400
Sport and Health Science	200,000	977,400	1,177,400	977,400		977,400
Science and Engineering (other than the Mathematics Course)	200,000	1,281,800	1,481,800	1,281,800	—	1,281,800
Science and Engineering (Mathematics Course)	200,000	1,198,200	1,398,200	1,198,200	—	1,198,200
Information Science and Engineering, Life Sciences	200,000	1,267,600	1,467,600	1,267,600	—	1,267,600
Technology Management	200,000	1,299,600	1,499,600	1,299,600	—	1,299,600
Management	200,000	1,390,400	1,590,400	1,390,400	—	1,390,400

\*In addition to the fees listed above, we collect fees for the following: Academic association fee: 0 - 8,000 yen/year depending on the graduate school; Graduate student association fee: 4,000 yen/year; Alumni association fee of RU: 30,000 yen at the time of enrollment. (Plus, Public Policy Alumni association fee: 10,000 yen for Public Policy students only, at the time of enrollment.) However, we do not collect Alumni Association fee of RU from students (excluding grade skipping, graduated within three years) enrolling from RU (since they have already been paid).

\*In addition to enrollment fees, the School of Law requests an Info-Communications fee of 20,000 yen/year.

## Doctoral Programs, Integrated Doctoral Programs (3<sup>rd</sup> Year and up), four-year Doctoral Programs

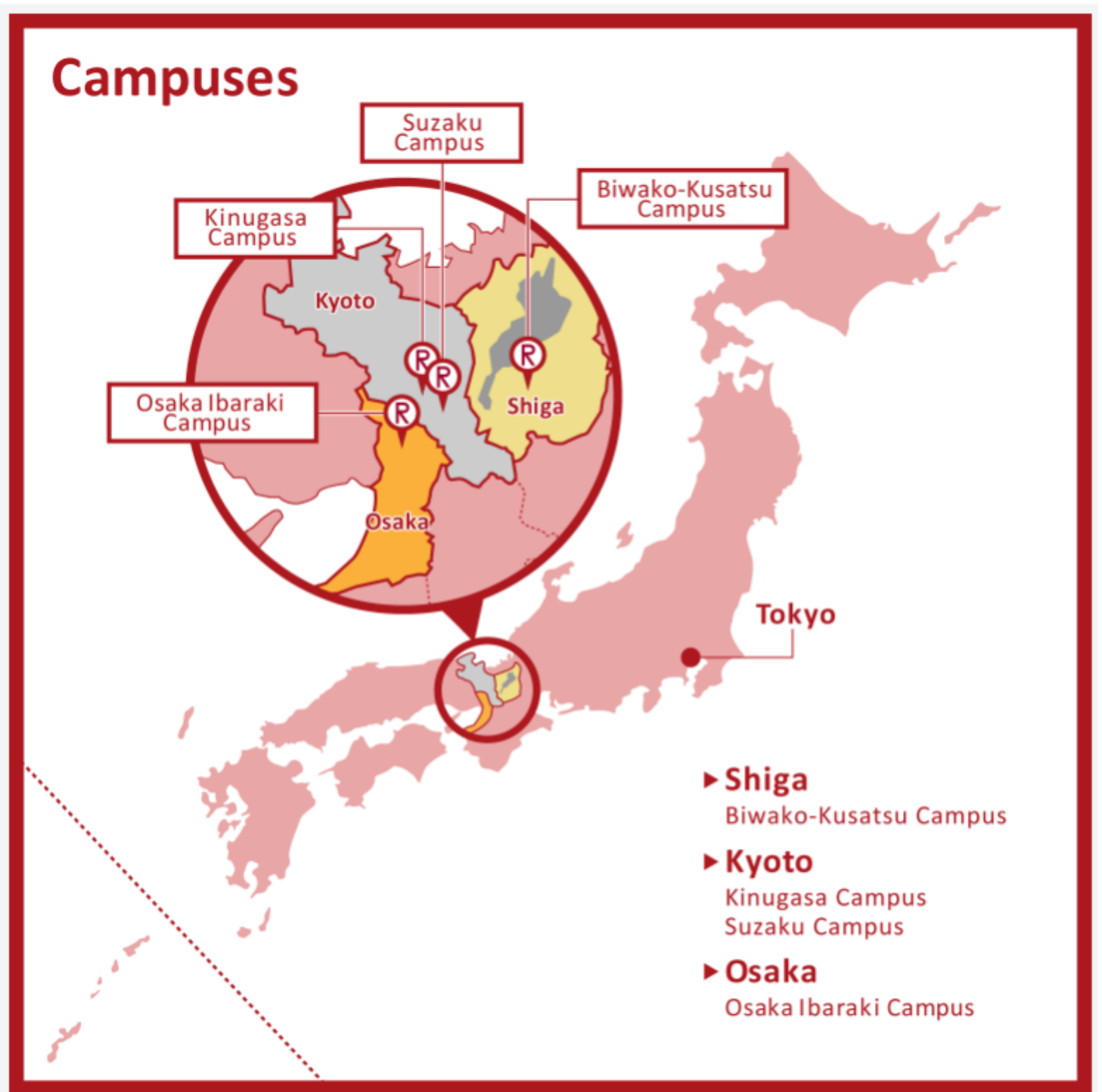
For students entering from outside RU or Ritsumeikan Asia Pacific University (APU)				For students entering from RU or APU (including graduates from previous years)		
Graduate School	Admission Fee	Tuition per year	1 <sup>st</sup> year Total	Admission Fee	Tuition per year	Total per year
Common for all graduate schools	200,000	500,000	700,000	—	500,000	500,000

\*In addition to the fees listed above, we collect fees for the following: Academic association fee: 0 - 8,000 yen/year depending on the graduate school; Graduate student association fee: 4,000 yen/year; Alumni association fee of RU: 30,000 yen for Pharmacy students only, at the time of enrollment.

\*Data is for enrollment beginning in 2026. Tuition fees for future enrollment are subject to change.



# Ritsumeikan's Campuses



For further information on graduate admissions, please contact:

The International Center

Ritsumeikan University

[cger-bkc@st.ritsumei.ac.jp](mailto:cger-bkc@st.ritsumei.ac.jp)