

Ritsumeikan University
Graduate School
Application Information
for International Students

立命館

For further information on graduate admissions, please contact:

The BKC International Center

Ritsumeikan University

1-1-1 Noji-higashi, Kusatsu, Shiga, 525-8577 Japan

Email: cger-bkc@st.ritsumei.ac.jp



Introduction to Researchers at Ritsumeikan University

Find your future professor here!

Potential Ritsumeikan applicants are encouraged to review our professors' ongoing research and interests at the links below to see how their desired research topic may fit in with Ritsumeikan's ongoing activities:

Ritsumeikan University Researcher's Database (English)

[http://research-
db.ritsumei.ac.jp/scripts/websearch/index.htm?lang=en](http://research-db.ritsumei.ac.jp/scripts/websearch/index.htm?lang=en)

The address above can also be accessed by scanning the QR code below with your phone



立命館大学研究者学術情報データベース

あなたを指導する先生を探そう！

立命館大学 大学院への出願希望者は、立命館大学の教員の研究分野が出願者の希望する専攻分野と一致するかどうかを事前に確認することをお勧めします。立命館大学の教員は、下記リンクのデータベースから検索することができます。

◆立命館大学 研究者学術情報データベース(日本語)

[http://research-
db.ritsumei.ac.jp/scripts/websearch/index.htm?lang=jp](http://research-db.ritsumei.ac.jp/scripts/websearch/index.htm?lang=jp)

携帯で下記qrコードを読み込むと上記ホームページにアクセスできます



RADIANT

RITSUMEIKAN
UNIVERSITY

Ritsumeikan University Research Report

ISSUE #9
Special Feature

Connecting with the World



RADIANT is Ritsumeikan University's online Research Report. It puts the spotlight on some of Ritsumeikan's top-tier researchers, and is one of the best ways to get a taste of the variety of research going on at Ritsumeikan in an easy to view format. Check it out!

<http://www.ritsumei.ac.jp/research/radiant/eng/>



ISSUE #9

Connecting with the World

March 2019

We now live in a borderless age where all things transcend national boundaries. Researchers search for new insights around the world to tackle global issues.

The researchers at Ritsumeikan also apply a world-embracing perspective in their fieldwork and studies, whether domestic or abroad, considering the entire planet as their research field. Through their findings, they aim to contribute to the betterment of humankind.

In this issue, our researchers, along with scientists from around the world involved in solving advanced, universal challenges that face humanity today, will share the appeal of connecting across borders to engage with diverse cultures while advancing their studies.

The World's first direct Observation of a Hypocenter:
Uncovering the Mechanisms of Earthquake Generation



Hiroshi Ogasawara

A modern Economic System
in Hong Kong's Underground Economy



Sayaka Ogawa

Low-cost, high-efficiency,
next-generation Thin-film Solar Cell
to replace Silicon



To gain a better Understanding of
Middle Eastern Politics



How to Accommodate Food Taboos -
A Key to a Successful Inbound
Tourism Business



STORY #3

Low-cost, high-efficiency, next-generation Thin-film Solar Cell to replace Silicon

Jakapan Chantana
Professor, Research Organization of Science and Technology



What would the structure of a thin-film solar cell that does not use harmful cadmium and yet achieves high photoelectric conversion efficiency look like?

Today, as the number of energy-related problems, such as environmental pollution, the exhaustion of underground resources, natural disasters, and nuclear power plant accidents increases, renewable energy is becoming increasingly more important. In particular, expectations are high for solar power, but much development must take place before it can surpass existing power generation methods. Solar cells made from silicon currently have a market share of more than 90%, but there is a limit to the reductions in manufacturing costs that can be achieved; thus, significant efforts are being devoted to develop new types of solar cells that do not require silicon.

One such new kind of solar cell is the CIS thin-film solar cell, which mainly consists of copper (Cu), indium (In), and selenium (Se), with a chalcopyrite crystalline structure.





Jakapan Chantana is engaged in the development of solar cells that use Cu, In, Se, gallium (Ga), and sulfur (S), instead of silicon, for optical absorption.

CIS solar cells are characterized by their capacity to absorb about 100 times more light than silicon-based cells. They can also be made into thin films. The cell thickness of silicon solar cells is about 200 μm , while







Ritsumeikan University Graduate Schools

Basic Overview of Application Periods and Required Documents for Regular Admissions

English-Based Master's and Doctoral Programs for Self-Financed Students

Graduate School	Application Documents	Application Period
All Graduate Schools	<ol style="list-style-type: none"> Application Sheets ("Ritsui-Mate" and GS 1 or 2 depending on school) Cert. of Graduation/Expected Graduation from last/current institution Certified Academic Transcript from the institution last attended Copy of Passport photo and information page Research Plan/Proposal, etc. 	
International Relations (GSIR)	<ol style="list-style-type: none"> Essay Pledge Certificate of Language Ability <ol style="list-style-type: none"> TOEFL® or IELTS preferred *Not required for native English speakers or those whose most recent institution's lectures were given in English. For Global and Japanese Perspectives Program: JLPT test results <p>9/2023 Admissions</p>  <p>GSIR Admin Office: ir-adm@st.ritsumei.ac.jp</p>	<p>9/2023 M.A. Enrollment 3/23-4/13, 2023</p> <p>4/2024 M.A. Enrollment 9/21-10/12, 2023</p> <p>9/2023 Ph.D. Enrollment 5/11-5/25, 2023</p> <p>4/2024 Ph.D. Enrollment 9/21-10/12, 2023</p>
Policy Science (GSPS)	<ol style="list-style-type: none"> Statement of Reason for Application Summary of Seminar or Bachelor's Degree Thesis Two LORs for graduate study from academic advisor or equivalent (i.e. work supervisor, etc.) TOEFL® iBT 79+, TOEFL® ITP 550+, or IELTS 6.0+ <p>9/2023 Admissions</p>  <p>4/2024 Admissions</p>  <p>GSPS Admin Office: gspss-adm@st.ritsumei.ac.jp</p>	<p>9/2023 M.A. or Ph.D. Enrollment 12/22/2022-1/12/2023, or 5/25-6/8/2023</p> <p>4/2024 M.A. Enrollment 5/25 - 6/8, or 7/20 - 8/3, or 10/12 - 10/26/2023</p> <p>4/2024 Ph.D. Enrollment 10/12 - 10/26/2023</p>
Economics (GSE)	<ol style="list-style-type: none"> Statement of Reason for Application A copy of bachelor's thesis or term papers related to Economics Statement of Source of Funds Official Test Score of English Language Ability Test (copies accepted) or letter of English language ability level, issued from the university where the applicant is currently enrolled or has graduated LOR from the dean, or a person of equivalent or higher position, at the applicant's school or institution (optional) <p>* Master's Applicants: Do not need to contact faculty before application</p> <p>Doctoral Applicants: Must contact faculty before application</p> <p>9/2023 Admissions</p>  <p>GSE Admin Office: gs-ec@st.ritsumei.ac.jp</p>	<p>9/2023 M.A. or Ph.D. Enrollment 4/27 - 5/11/2023</p>

* Submission of additional documents may be required. *2 This is only a basic overview. Info is not necessarily accurate, and not all relevant admissions info is covered. When applying, refer only to the official application guidelines for your preferred graduate school for your intended semester of enrollment. NOTES: Payment of application fee required before submission of app. documents. Contact graduate school's Admin. Office/refer to website for full details and updated information on application requirements and processes.

Graduate School	Application Documents	Application Period
Science and Engineering (GSSE)	<ol style="list-style-type: none"> Declaration of Financial Resources A copy of TOEIC® L&R, TOEFL® iBT TEST or (Special) Home Edition, or IELTS, IELTS Indicator or Duolingo English Test results *Alternatively, an original certificate of English ability, issued by university where enrolled (or graduated). However, such a certificate/letter will be valued as zero points when screening applicants for university scholarships. ink transfer receipt for application fee <p>9/2023 Admissions</p>  <p>GSSE Admin Office: se-admw1@st.ritsumei.ac.jp</p>	<p>9/2023 M.A. or Ph.D. Enrollment 12/15/2022 - 1/19/2023</p>
Information Science and Engineering (GSIE)	<ol style="list-style-type: none"> Official TOEIC® L&R, TOEFL® iBT, Revised TOEFL® Paper-delivered Test or IELTS results. *Alternatively, formal English medium of instruction certificate/letter issued by the institution currently/last attended. Questionnaire All applicants must contact faculty before application <p>9/2023 Admissions</p>  <p>4/2024 Admissions</p>  <p>GSIE Administrative Office: gsise@st.ritsumei.ac.jp</p>	<p>9/2023 M.A. or Ph.D. Enrollment 5/18 - 6/1/2023</p> <p>4/2024 M.A. or Ph.D. Enrollment 6/29 - 7/13/2023, or 11/9 - 11/24/2023</p>
Life Sciences (GSLs)	<ol style="list-style-type: none"> Declaration of Financial Resources Official TOEIC® L&R, TOEFL® iBT, Revised TOEFL® Paper-delivered Test or IELTS results, or a formal English medium of instruction cert/letter issued by institution currently/last attended. *Unnecessary if first lang is English. LOR from Dean or supervisor at current/most recent institution (optional) Questionnaire <p>9/2023 Admissions</p>  <p>GSLs Admin Office: gsls@st.ritsumei.ac.jp</p>	<p>9/2023 M.A. or Ph.D. Enrollment 4/6 - 4/20/2023</p>
Technology Management (MOT) *Doctoral program only MOT Admin Office: moten@st.ritsumei.ac.jp	<ol style="list-style-type: none"> Three Letters of Recommendation List of Research Achievements *Designated RU form. Master's thesis or equivalent research accomplishment / publication Official TOEIC® L&R, TOEFL® iBT®, Revised TOEFL® Paper-delivered Test, IELTS results, or formal English medium of instruction cert/letter issued by institution currently/last attended. *Unnecessary if first lang is English. <p>9/2023 Admissions</p>  <p>4/2024 Admissions</p> 	<p>9/2023 Ph.D. Enrollment 4/20 - 5/11/2023</p> <p>4/2023 Ph.D. Enrollment 10/6 - 10/20, 2021</p>

English-Based Degree Programs and Scholarships at a Glance

Degree programs taught in English

For program, course, and application details, visit: <http://en.ritsumei.ac.jp/admissions/>

Graduate School	Program Name	Level	2022 Scholarship Availability*			
			Scholarship-based Admissions		Regular Admissions	
			MEXT	ADB-JSP	RU Tuition Reduction	JASSO
Economics	Master's Program in Economic Development (MPED)	Master's	✓	✓	✓	✓
		Doctoral	✓		✓	✓
Science and Engineering	International Program for Science and Engineering	Master's			✓	✓
		Doctoral			✓	✓
Information Science and Engineering	International Program for Information Science and Engineering	Master's	✓		✓	✓
		Doctoral	✓		✓	✓
Life Sciences	International Program for Life Sciences	Master's	✓		✓	✓
		Doctoral	✓		✓	✓
International Relations	Global Cooperation Program (GCP)	Master's	✓		✓	✓
	Global and Japanese Perspectives Program (GJP)				✓	
	International Relations	Doctoral	✓		✓	✓
Policy Science	Policy Science	Master's	✓		✓	✓
		Doctoral	✓		✓	✓
Technology Management	Technology Management	Doctoral			✓	✓

*Availability is predicted based on university scholarship regulations and unofficial updates from scholarship providers. Actual 2022 availability may change.

Scholarships Available Through Scholarship-based Admissions

See link below for application/eligibility info for these programs & others (i.e. Japan-IMF Scholarship Program for Asia (JISPA); JICA's ABE, SDGs Global Leaders & Innovative Asia Scholarships; etc.) as well as uni-managed scholarships.

Provider	Benefits	Eligibility and Application Details
Government of Japan (i.e. Monbukagakusho or "MEXT")	<ul style="list-style-type: none"> ● Full Tuition ● Round-trip economy flight to Japan ● ~\$1400/month stipend 	http://en.ritsumei.ac.jp/admissions/ -See the Financial Aid section
Asian Development Bank Japan Scholarship Program (ADB-JSP)	<ul style="list-style-type: none"> ● Full Tuition, ● Round-trip economy flight to Japan ● ~\$1800/month stipend ● Health insurance/ book/ research allowances 	

Scholarships Available through Regular Admissions

International student scholarships granted upon enrollment & scholarships available for application post-enrollment.

Provider	Benefits	Eligibility and Application Details
Ritsumeikan University	<ul style="list-style-type: none"> ● 100% tuition reduction (a few students) ● 20% tuition reduction/year (most applicants) 	http://en.ritsumei.ac.jp/current-students/financial-aid/
	<ul style="list-style-type: none"> ● 100,000-500,000 yen/year tuition fee waiver *Stackable with 20% tuition reduction above 	http://en.ritsumei.ac.jp/admissions/shingaku-shorei-scholarship/
JASSO*	<ul style="list-style-type: none"> ● 48,000/month stipend for 6 or 12 months *Official provider: Monbukagakusho. Official title "Monbukagakusho Honors Scholarship for International Students". Administered by JASSO 	https://www.jasso.go.jp/en/study_j/scholarships/shoureihi/about.html
Other Scholarship Foundations	<ul style="list-style-type: none"> ● Benefits vary (stipend, research funds, etc.) ● Apply after enrollment 	http://en.ritsumei.ac.jp/current-students/financial-aid/

For scholarship application questions and further information, please contact cger-bkc@st.ritsumei.ac.jp

Accessing the Graduate School Application Guidelines Directly



One) <http://www.ritsumei.ac.jp/gr/en/>



While we recommend you check the application guidelines on the actual homepage of your graduate school of interest, the full set of all application guidelines for all graduate schools can be easily accessed on the following homepage.

Two) <http://www.ritsumei.ac.jp/gr/en/exam/index.html/>



Three) <http://www.ritsumei.ac.jp/gr/exam/point02.html/>

研究科/Graduate School	入学試験要項のダウンロードガイドライン	
	April 2019	September 2018
法学研究科/Graduate School of Law	Application Guidelines Supplement to Application Guidelines	-
経済学研究科/Graduate School of Economics	Application Guidelines Supplement to Application Guidelines	Application Guidelines Supplement to Application Guidelines
経営学研究科/Graduate School of Business Administration	Application Guidelines Supplement to Application Guidelines	-
社会学研究科/Graduate School of Sociology	Application Guidelines Supplement to Application Guidelines	-
国際関係研究科/Graduate School of International Relations	Application Guidelines Supplement to Application Guidelines	Application Guidelines Supplement to Application Guidelines
政治学研究科/Graduate School of Policy Science	Application Guidelines Supplement to Application Guidelines	Application Guidelines Supplement to Application Guidelines
文学研究科/Graduate School of Letters	Application Guidelines Supplement to Application Guidelines	Application Guidelines Supplement to Application Guidelines
言語教育文化研究科/Graduate School of Language Education and Culture	Application Guidelines Supplement to Application Guidelines	Application Guidelines Supplement to Application Guidelines
総合科学技術研究科/Graduate School of Core Sciences and Frontier Sciences	Application Guidelines Supplement to Application Guidelines	Application Guidelines Supplement to Application Guidelines
工学研究科/Graduate School of Science and Engineering	Application Guidelines Application-Based Programs Supplement to Application Guidelines	Application Guidelines Application-Based Programs Supplement to Application Guidelines
情報理工学研究科/Graduate School of Information Science and Engineering	Application Guidelines Application-Based Programs Supplement to Application Guidelines	Application Guidelines Application-Based Programs Supplement to Application Guidelines

The Graduate Schools of:

**Science and Engineering,
Information Science and Engineering,
Life Sciences,
Policy Science,
International Relations,
Economics,
and
Technology Management (Doctoral only)**

all offer graduate programs taught, and admissions guidelines written, in English.
Check them out!!

Graduate School Tuition Fees

[Japanese YEN]

Master's Programs, Professional Degree Programs, Integrated Doctoral Programs (1st and 2nd Years)

For students entering from outside RU or Ritsumeikan Asia Pacific University (APU)					For students entering from RU or APU (including graduates from previous years)	
Graduate School	Admission Fee	Tuition per year	1 st year Total	2 nd year Total	Admission Fee	Total tuition per year
Law, Sociology, Business Administration, Economics (other than MPED), Policy Science, International Relations (other than GIRP), Letters (Major in Humanities)	200,000	788,000	988,000	788,000	—	788,000
Economics (MPED), International Relations (GIRP)	200,000	945,600	1,145,600	945,600	—	945,600
Language Education and Information Science, Core Ethics and Frontier Sciences (1 st , 2 nd years)	200,000	840,400	1,040,400	840,400	—	840,400
Letters (Major in Informatics of Behavior and Cultures)	200,000	788,000	988,000	788,000	—	788,000
Image Arts	200,000	1,265,600	1,465,600	1,265,600	—	1,265,600
Human Science, Sport and Health Science	200,000	893,000	1,093,000	893,000	—	893,000
Science and Engineering (other than the Mathematics Course)	200,000	1,208,200	1,408,200	1,208,200	—	1,208,200
Science and Engineering (Mathematics Course)	200,000	1,129,200	1,329,200	1,129,200	—	1,129,200
Information Science and Engineering, Life Sciences	200,000	1,194,800	1,394,800	1,194,800	—	1,194,800
Technology Management	200,000	1,225,000	1,425,000	1,225,000	—	1,225,000
Management	200,000	1,310,400	1,510,400	1,310,400	—	1,310,400

*In addition to the fees listed above, we collect fees for the following: Academic association fee: 0 - 8,000 yen/year depending on the graduate school; Graduate student association fee: 4,000 yen/year; Alumni association fee of RU: 30,000 yen at the time of enrollment. (Plus, Public Policy Alumni association fee: 10,000 yen for Public Policy students only, at the time of enrollment.) However, we do not collect Alumni Association fee of RU from students (excluding grade skipping, graduated within three years) enrolling from RU (since they have already been paid).

*In addition to enrollment fees, the School of Law requests an Info-Communications fee of 20,000 yen/year.

Doctoral Programs, Integrated Doctoral Programs (3rd Year and up), four-year Doctoral Programs

For students entering from outside RU or Ritsumeikan Asia Pacific University (APU)				For students entering from RU or APU (including graduates from previous years)		
Graduate School	Admission Fee	Tuition per year	1 st year Total	Admission Fee	Tuition per year	Total per year
Common for all graduate schools	200,000	500,000	700,000	—	500,000	500,000

*In addition to the fees listed above, we collect fees for the following: Academic association fee: 0 - 8,000 yen/year depending on the graduate school; Graduate student association fee: 4,000 yen/year; Alumni association fee of RU: 30,000 yen for Pharmacy students only, at the time of enrollment.

***Data is for enrollment beginning in 2024.** Tuition fees for enrollment from 2025 onward is subject to change. For the most up to date and accurate information, please contact the administrative office of your prospective graduate school.

(3) Tuition Reduction

Tuition Reduction Scheme for Ritsumeikan University International Students

- With regard to students who enroll to Ritsumeikan University (besides English-basis students who enroll through AO Admissions or University Recommendations), only the top eligible applicants based on academic performance are eligible for tuition reduction. No other students from this category will receive tuition reductions.
- All English based student applicants who enroll through AO Admissions or University Recommendations and all graduate school applicants are eligible for tuition reduction.
- For more details, please refer to the tuition reduction application guidelines.

Eligibility Criteria

- Must be enrolled in an undergraduate or graduate degree-seeking program at Ritsumeikan University. (Students on a Leave of Absence are not eligible.)
- Must have the status of residence of "Student".
- Must be a privately-financed international student.

Reduction Period

1 year *(“Graduate I” category students receive a reduction for the duration of their standard program completion period.)

Application Periods

April enrollees: Spring semester (early April)
September enrollees: Fall semester (early October)

Important Notes

- *Students who wish to receive the tuition reductions above must apply each year. Receipt of tuition reduction does not automatically carry over to subsequent years.
- *Applicants who have paid the entire year's tuition at the time of application and fall semester applicants will receive a refund of the amount of tuition at the end of the academic year.

<Ritsumeikan University Tuition Reduction Scheme for International Students / Undergraduate Students>

Japanese Based Students (Majors/courses other than those listed below)	Undergraduate I (100% reduction): Top 10% of eligible applicants
	Undergraduate II (50% reduction): Next top 10% of eligible applicants after Undergraduate I recipients
	Undergraduate III (20% reduction): Next top 50% of eligible applicants after Undergraduate I・II recipients
English Based Students (International Relations-GS) (International Relations-JDP) (Policy Science-CRPS) (Information Science and Engineering-ISSE) (Global Liberal Arts)	Undergraduate I (100% reduction): Top 10% of eligible applicants
	Undergraduate II (50% reduction): Next top 10% of eligible applicants after Undergraduate I recipients
	Undergraduate III (20% reduction): Eligible applicants who did not receive Undergraduate I or II reduction

<Ritsumeikan University Tuition Reduction Scheme for International Students / Graduate Students>

All Researchers	Graduate I (100% reduction): Decided upon acceptance
	Graduate II (20% reduction): Eligible applicants who did not receive Graduate I reduction